



ಬೃಹತ್ ಬೆಂಗಳೂರು ಮಹಾನಗರ ಪಾಲಿಕೆ
Bruhat Bengaluru Mahanagara Palike



BBMP COVID-19 WAR ROOM 05.04.2023

BBMP / COVID-19 WAR ROOM / BULLETIN – 1108/ 05.04.2023 / #BBMPfightsCOVID19



OVERVIEW OF COVID-19 IN BENGALURU

CASE TRENDS ACTIVE CASES **877**

Confirmed Cases 110 18,80,849 [#]	Recovered Cases 64 18,62,976 [#]	Death Cases 0 16,996 [#]
--	---	---

HOSPITALIZATION **58**

ICU – V 1	ICU 8	HDU 4	General 45
----------------------------	------------------------	------------------------	-----------------------------

INCLUDES GOVT. QUOTA AND PRIVATE WALK-IN HOSPITALIZATION

VACCINATION **62** 2,06,98,346[#]

First Dose 11 96,89,584 [#]	Second Dose 13 95,11,367 [#]	Precaution Dose 38 14,97,395 [#]
--	---	---

TRIAGING

MTU
5

Tele Triage
103

ACTIVE CZs

0

MCZs (< 5 cases)
0

Clusters (> 5 cases)
0

TESTING **1,550** 3,22,33,581[#]

Positivity :5.37% <small>*FOR LAST 7 DAYS</small>	RAT 429	RTPCR 1,121
---	--------------------------	------------------------------

: indicates cumulative numbers till date



ABSTRACT OF COVID-19 SCENARIO IN BENGALURU

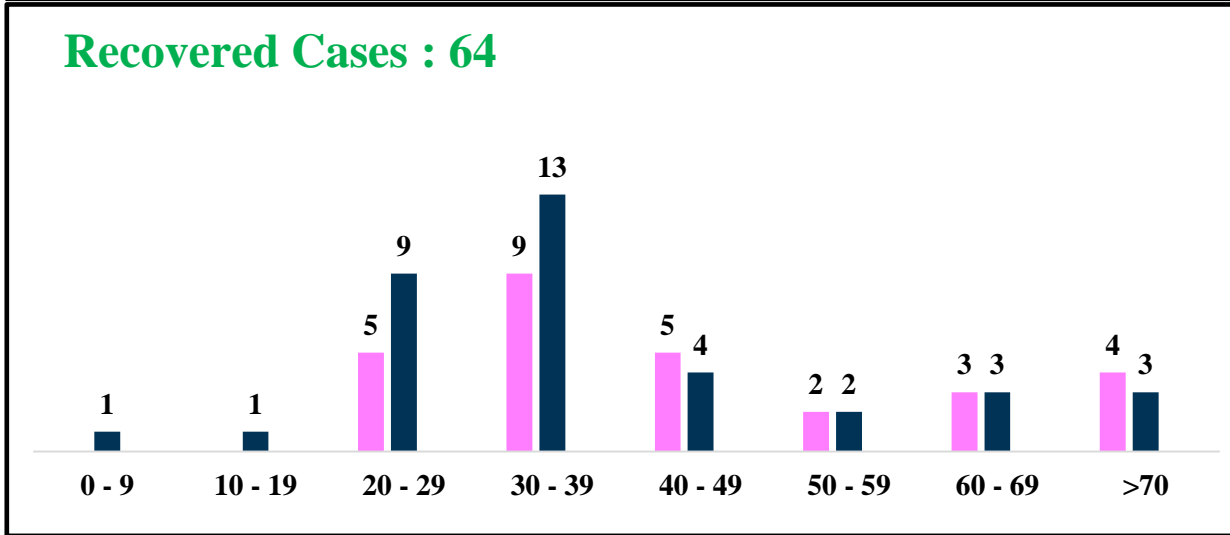
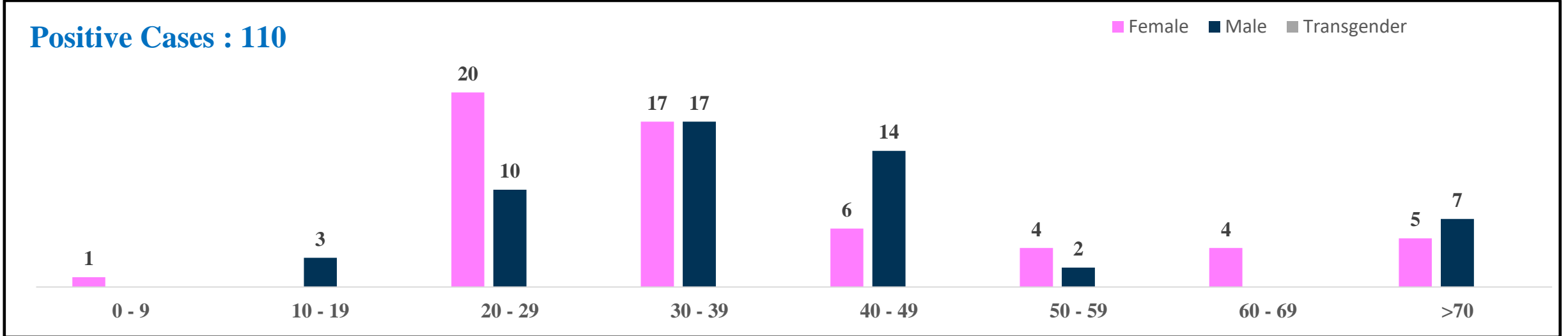


	MALE			FEMALE			TRANSGENDER			TOTAL		
	Last 24 Hours	Last 7 Days	Cumulative	Last 24 Hours	Last 7 Days	Cumulative	Last 24 Hours	Last 7 Days	Cumulative	Last 24 Hours	Last 7 Days	Cumulative
Positive Cases	53	584	11,08,897	57	462	7,71,756	0	0	196	110	1,046	18,80,849
Recovered Cases	36	314	10,96,081	28	242	7,65,765	0	0	187	64	556	18,62,976
Death Cases	0	0	10,765	0	0	6,227	0	0	4	0	0	16,996
Total Tests Done	In Last 24 hrs. : 1,550			In last 7 days : 19,489			Cumulative : 3,22,33,581					
Vaccine Doses Administered	In Last 24 hrs. : 62			In last 7 days : 688			Cumulative : 2,06,98,346					
ACTIVE CASES									877			

*Covid deaths occurred today : 00 | Covid deaths occurred beyond last 24hrs., reported today : 00



LAST 24 HOURS AGE GROUP AND GENDER WISE DISTRIBUTION

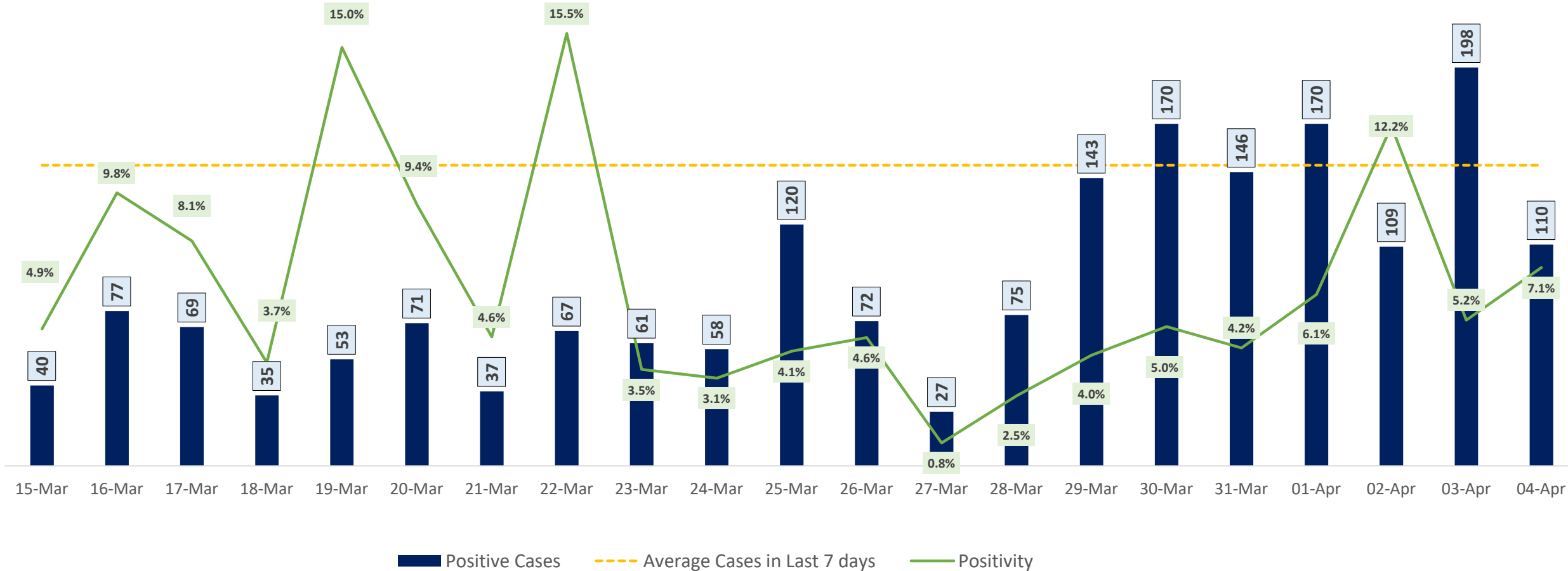




POSITIVITY RATE OF BENGALURU – LAST 21 DAYS



Average Cases in Last 7 days : 149

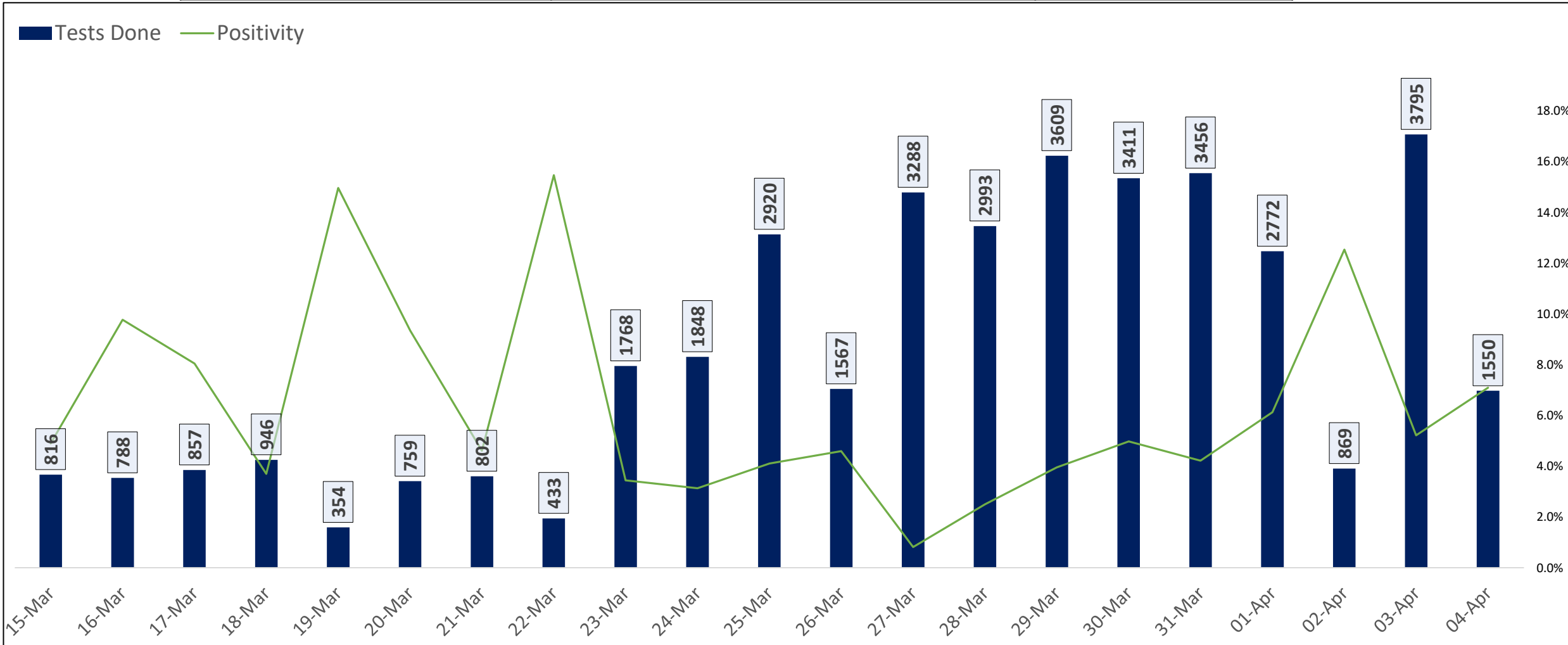




TESTING TRENDS IN BENGALURU

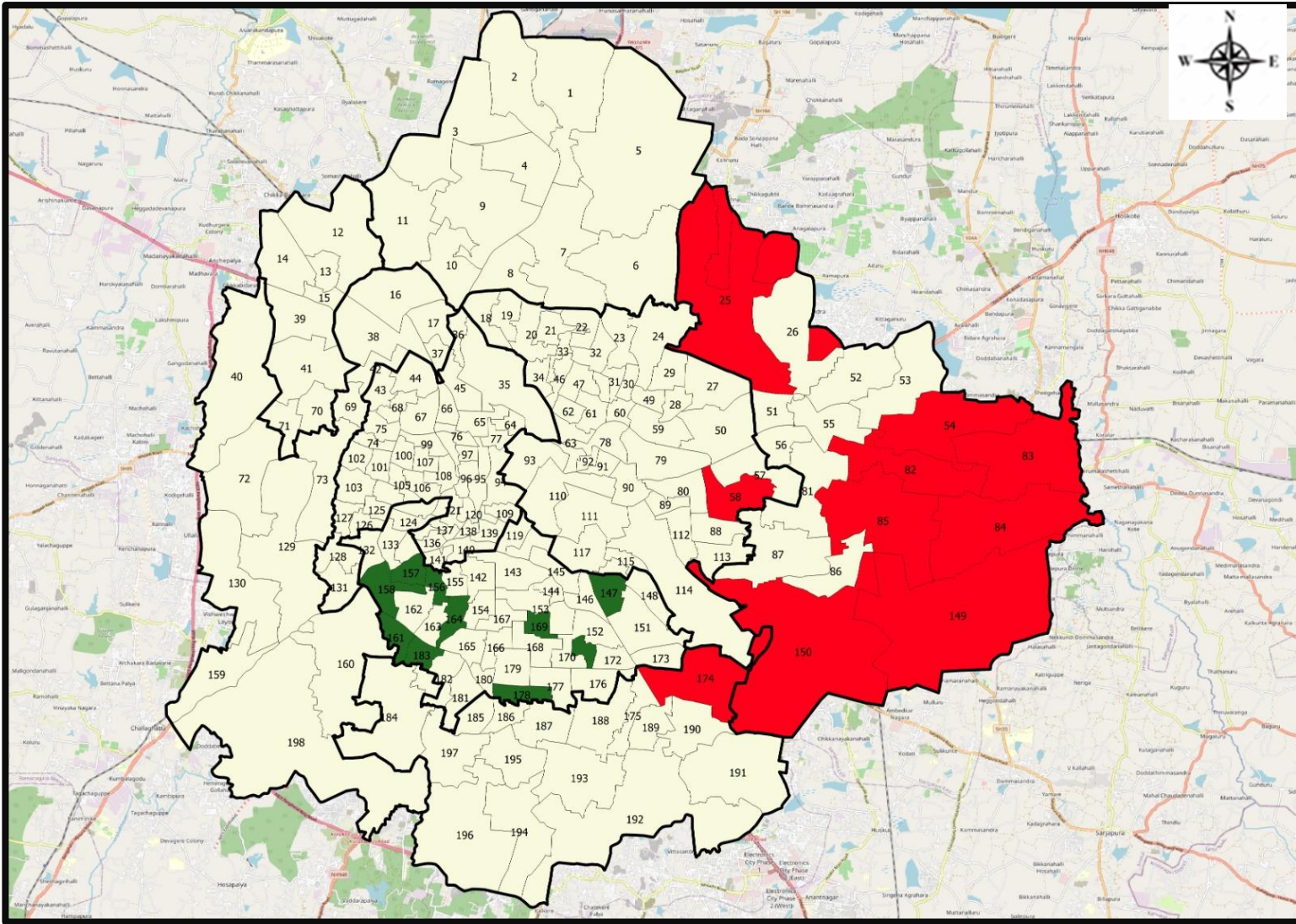


Total Test Conducted Till Date	Test Conducted Last 24 hours	Last 7 Days Average
3,22,33,581	1,550	2,784





BENGALURU URBAN MAP SHOWING TREND OF POSITIVE CASES IN LAST 7 DAYS



Top 10 wards reporting highest number of positive cases in last 10 days

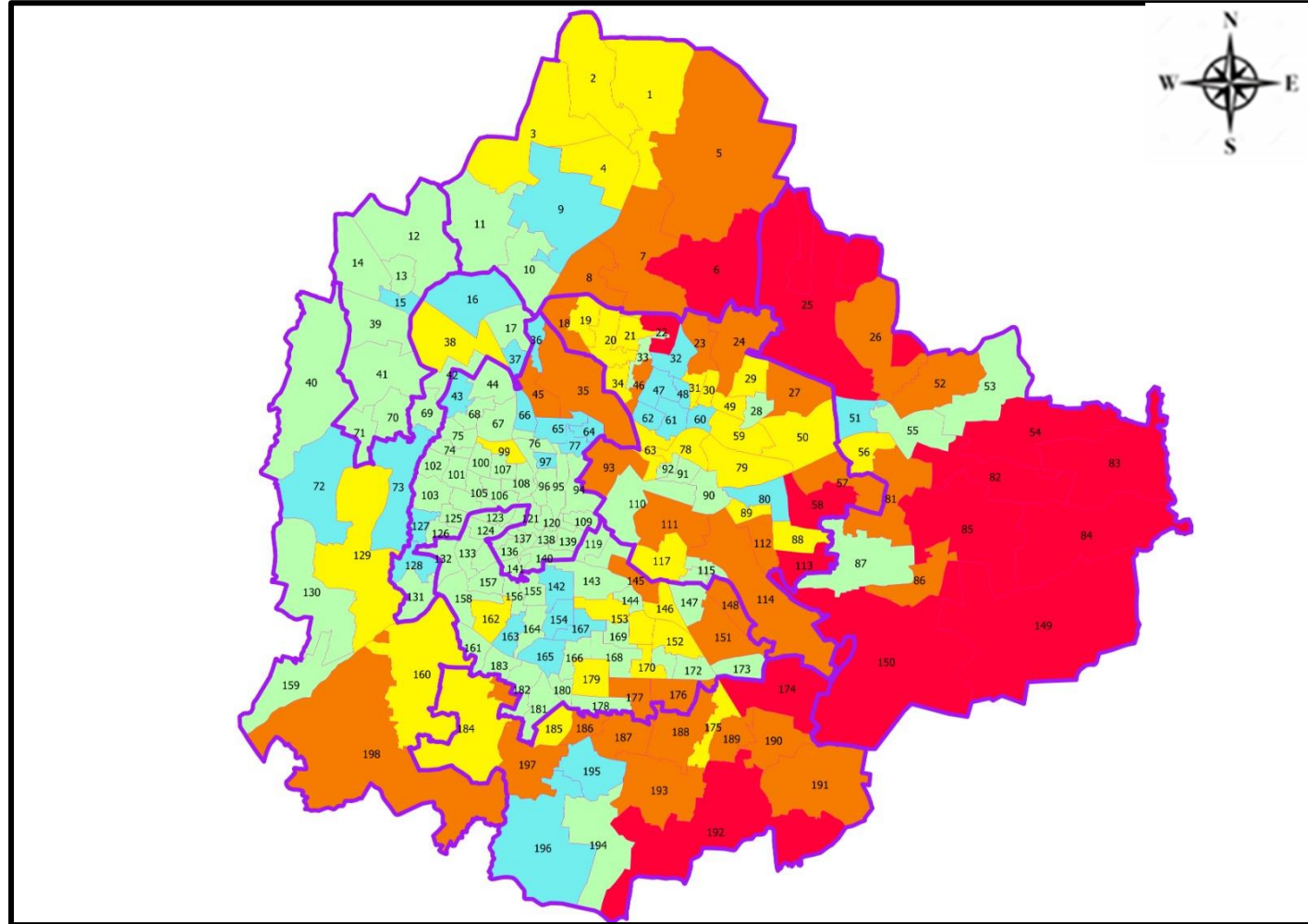
Ward No.	Ward Name	Daily Cases Average
150	Bellanduru	7
85	Dodda Nekkundi	4
174	HSR Layout	4
83	Kadugodi	3
58	New Tippasandra	3
82	Garudachar Palya	2
84	Hagadur	2
149	Varthuru	2
25	Horamavu	2
54	Hudi	2







Top 10 wards reporting least number of positive cases in last 7 days

Ward No.	Ward Name	Daily Cases Average
183	Chikkalsandra	0
178	Sarakki	0
171	Gurappanapalya	0
169	Byrasandra	0
164	Vidyapeeta Ward	0
161	Hosakerehalli	0
158	Deepanjali Nagara	0
157	Gali Anjaneya Temple	0
156	Srinagara	0
147	Adugodi	0



BENGALURU MAP SHOWING INTENSITY OF POSITIVE CASES IN LAST 7 DAYS



-  Level 1 : 0 to 1 Cases
-  Level 2 : 1 to 3 Cases
-  Level 3 : 3 to 5 Cases
-  Level 4 : 5 to 10 Cases
-  Level 5 : More than 10 Cases
-  Zone Boundaries

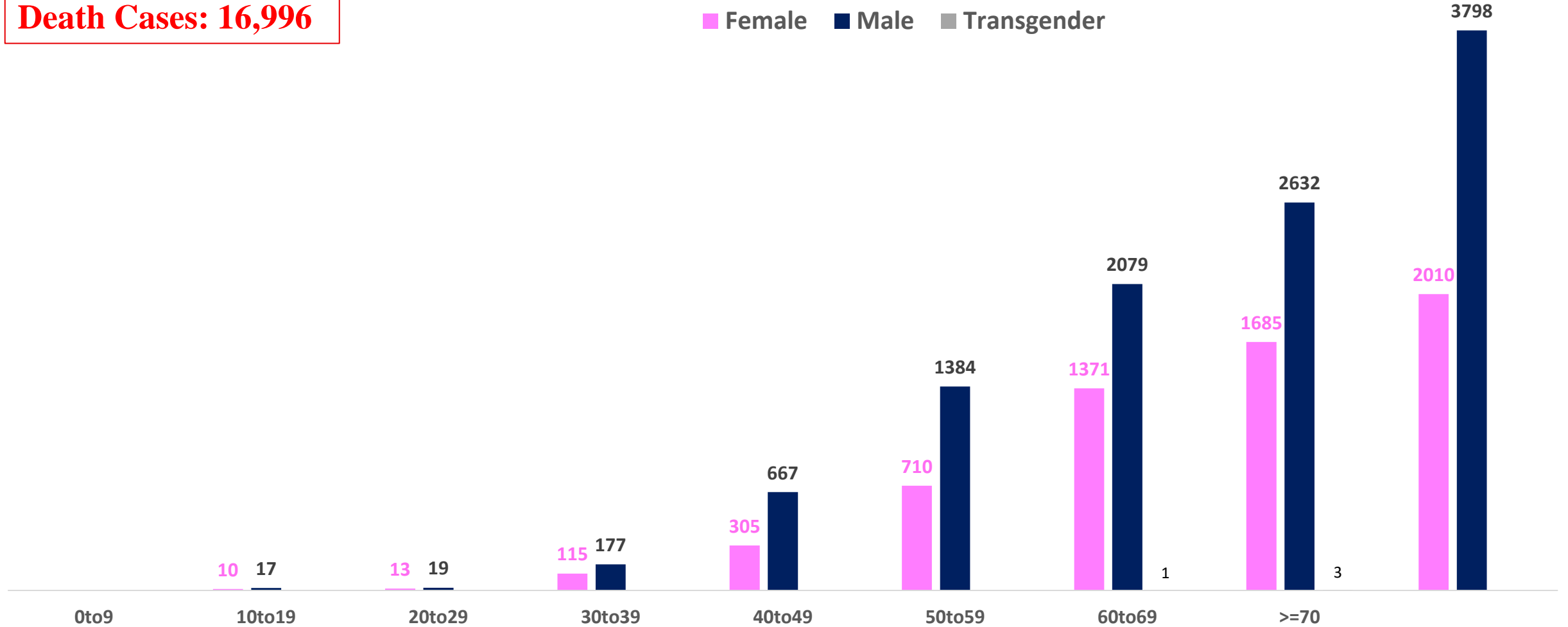


AGE AND GENDER WISE DISTRIBUTION OF DEATH CASES



Death Cases: 16,996

Female Male Transgender





SNAPSHOT OF COVID-19 CASES IN BENGALURU URBAN



**Total Wards With
< = 10 Cases* :
179**

**Tests Conducted
on 04.04.2023:
1,550**

**Recovery
Rate*:
99.05%**

**Total
Active Cases :
877**

**Total Vaccinated
on 04.04.2023:
62**

**Positivity
Rate* :
5.37%**

**Active
Rate*:
0.05%**

**Case
Fatality Rate* :
0.00%**





*Total positive cases In the past 7 days

*CFR and positivity is for Past 7 days



ಬೃಹತ್ ಬೆಂಗಳೂರು ಮಹಾನಗರ ಪಾಲಿಕೆ
Bruhat Bengaluru Mahanagara Palike



Download BBMP Bulletin	https://apps.bbmpgov.in/covid19/mediabulletin.php
To register for vaccination :	https://selfregistration.cowin.gov.in/
BBMP COVID19 Dashboard:	https://apps.bbmpgov.in/covid19/
Follow us on:	 www.facebook.com/bbmp.comm1/
	 twitter.com/BBMPCOMM
	  BBMPSplHealth

Issued by:

Honorable Chief Commissioner, BBMP
Special Commissioner Health, BBMP
MD, Bengaluru Smart City Limited

THANK YOU !

